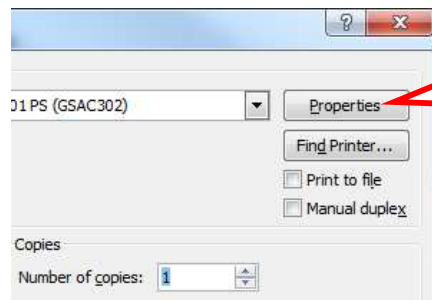


## How do I print single-sided? / How do I print in color?

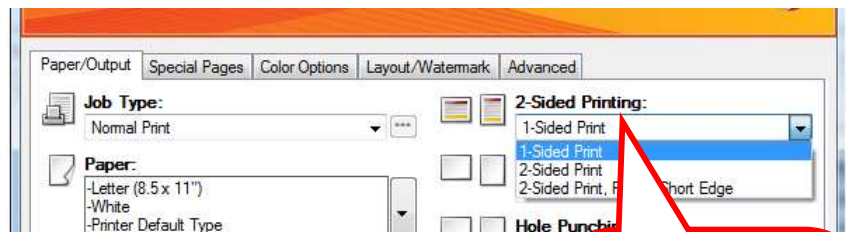
From within an application:

1. Select **Print**
2. Click the **Properties** button



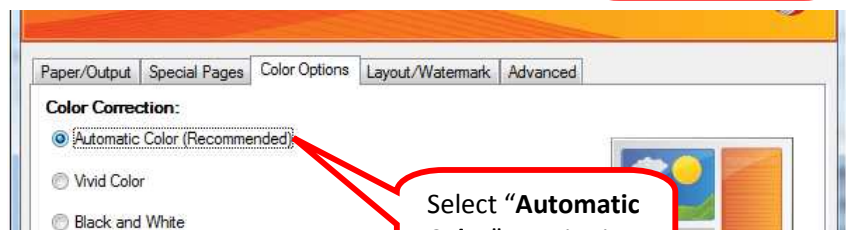
Click "**Properties**" to change printing options

3. For single sided prints, change the "**2-Sided Printing**" option on the **Paper/Output** tab to "**1-Sided Print**"



Select "**1-Sided Print**" to avoid printing on both sides

4. For color printing, select the **Color Options** tab
5. Change the **Color Correction** option to "**Automatic**"
6. Click **OK** to return to the **Print** dialogue



Select "**Automatic Color**" to print in color